



## Briefing - 2011 Census - Second Address Estimates

### Cumbria and Districts

---

#### Aim

This briefing presents second address estimates derived from the 2011 Census in relation to Cumbria and districts.

#### Key Points

##### *Persons with Second Addresses within Cumbrian Local Authorities (LAs)*

- 21,868 usual residents of England & Wales had a second address located within Cumbria – this equated to 44 people per 1,000 usual residents of the county (higher than the England & Wales average of 28 per 1,000);
- South Lakeland ranked **23<sup>rd</sup> highest** LA nationally for the number of people with a second address located in the area;
- Barrow-in-Furness ranked **18<sup>th</sup> lowest** LA nationally for the number of people with a second address located in the area;
- South Lakeland and Eden ranked **6<sup>th</sup> and 13<sup>th</sup> highest** LAs nationally for ranked rate of people with a second address located in the area (rate per 1,000 usual residents);
- Compared to the national average, Cumbria had a much higher rate people with a second address located within the area for holiday purposes (Cumbria 17 per 1,000 usual residents vs. England & Wales 3 per 1,000);
- South Lakeland ranked **4<sup>th</sup> highest** LA nationally for the number of people with a second address located within the area for holiday purposes;
- Barrow-in-Furness ranked **10<sup>th</sup> lowest** LA nationally for the number of people with a second address located within the area for other purposes;
- South Lakeland and Eden ranked **3<sup>rd</sup> and 8<sup>th</sup> highest** LAs nationally for the rate of people with a second address located within the area for holiday purposes.

##### *Persons Usually Resident in Cumbrian LAs with Second Addresses Elsewhere*

- 9,792 usual residents of Cumbria had a second address located in another LA elsewhere in England & Wales - 20 per 1,000 usual residents (lower than the England & Wales average of 28 per 1,000);
- Barrow-in-Furness ranked **7<sup>th</sup> lowest** LA nationally for the number of usual residents with a second address located in another LA elsewhere in England & Wales;
- Compared to the national average, Cumbria had a higher rate of usual residents with a second address elsewhere in England & Wales for working purposes (Cumbria 5 per 1,000 usual residents vs. England & Wales 3 per 1,000) and a substantially lower rate of usual residents with a second address elsewhere in England & Wales for other purposes (Cumbria 13 per 1,000 usual residents vs. England & Wales 22 per 1,000);
- Barrow-in-Furness and Copeland ranked joint **7<sup>th</sup> lowest** LAs nationally and Allerdale ranked **14<sup>th</sup> lowest** LA nationally for the number of usual residents with a second address for holiday purposes located elsewhere in England & Wales;

- Barrow-in-Furness and Copeland ranked **7<sup>th</sup> and 17<sup>th</sup> lowest** LAs nationally for the number of usual residents with a second address for other purposes located elsewhere in England & Wales;
- 1,129 usual residents of Cumbria reported having a second address located in Scotland or Northern Ireland - 2 per 1,000 usual residents (double the England & Wales average of 1 per 1,000 usual residents);
- Carlisle, Eden and South Lakeland ranked **7<sup>th</sup>, 11<sup>th</sup> and 13<sup>th</sup> highest** LAs nationally for the rate of usual residents with a second address in Scotland or Northern Ireland;
- 4,835 usual residents of Cumbria reported having a second address located outside the UK - 10 per 1,000 usual residents (lower than the England & Wales average of 15 per 1,000 usual residents);
- Barrow-in-Furness, Eden and Copeland ranked **10<sup>th</sup>, 16<sup>th</sup> and 17<sup>th</sup> lowest** LAs nationally for the number of usual residents with a second address located outside the UK.

## Background

On the 22<sup>nd</sup> of October 2012, the Office for National Statistics (ONS) released second address estimates for local authorities (LAs) in England & Wales based on the results of the 2011 Census.

For each LA in England & Wales, estimates provided:

- The number of people who reported that they spent more than 30 days a year at a second address in that LA and who usually lived outside of that LA; and
- The number of people usually resident in that LA and who reported that they had a second address located outside of the LA.

Estimates were broken down by type of second address. Second address types can be defined as follows:

- **Working:** Residents who indicated either an armed forces base address or another address when working away from home;
- **Holiday:** Residents who indicated they had a holiday address;
- **Other:** Residents who indicated that their second address was not for working or holiday; this included children with another parent or guardian's address and students with a home address (students were counted as usually resident at their term-time address, while their family home was counted as their second address).

The following briefing provides an analysis of the second address estimates derived from the 2011 Census in relation to Cumbria and the county's six constituent LA districts. As the 2011 Census was the first census to record second address information, it is not possible to make comparisons with the results of previous censuses in relation to this topic.

## Caveats

It is important to note that the estimates contained within this report **do not provide of the number of second homes in an LA**. Instead, figures relate to numbers of people and more than one person could be recorded at the same second address; i.e. a family of four who all record the same holiday address, or a communal establishment, such as an armed forces base, with rented rooms occupied by a number of usual residents.

It should also be understood that estimates do not provide flow data showing where those usually resident in a particular LA have a second address; although this is being considered by the ONS for a future release. In addition, estimates do not include information on people with two addresses within the same LA. This includes children of separated parents where both parents are living in the same LA. However, this data will be included in a future release from the ONS.

Furthermore, estimates do not report on people who were not usually resident in England & Wales at the time of the 2011 Census (including those from Scotland or Northern Ireland); although residents of England & Wales who had second addresses outside of England & Wales are included. Finally, estimates do not provide information about third addresses for people with more than two addresses. Information for these people is only available for the second address they recorded.

## Results

### ***Persons with Second Addresses within Cumbrian LAs – Who Usually Reside in Another LA in England & Wales***

The 2011 Census found that 21,868 usual residents of England & Wales reported that they had a second address located within one of Cumbria's six LA districts and usually resided outside of that LA. This equates to a rate of 44 people with a second address per 1,000 usual residents; well above the national rate of 28 per 1,000 usual residents.

Figure 1a presents the number of people who reported that they had a second address located within each of Cumbria's six LA districts and who usually resided outside of that LA, alongside national and county-wide figures.

Figure 1a: No. Persons with a Second Address Located within Cumbria's LA Districts - Usually Resident Elsewhere:

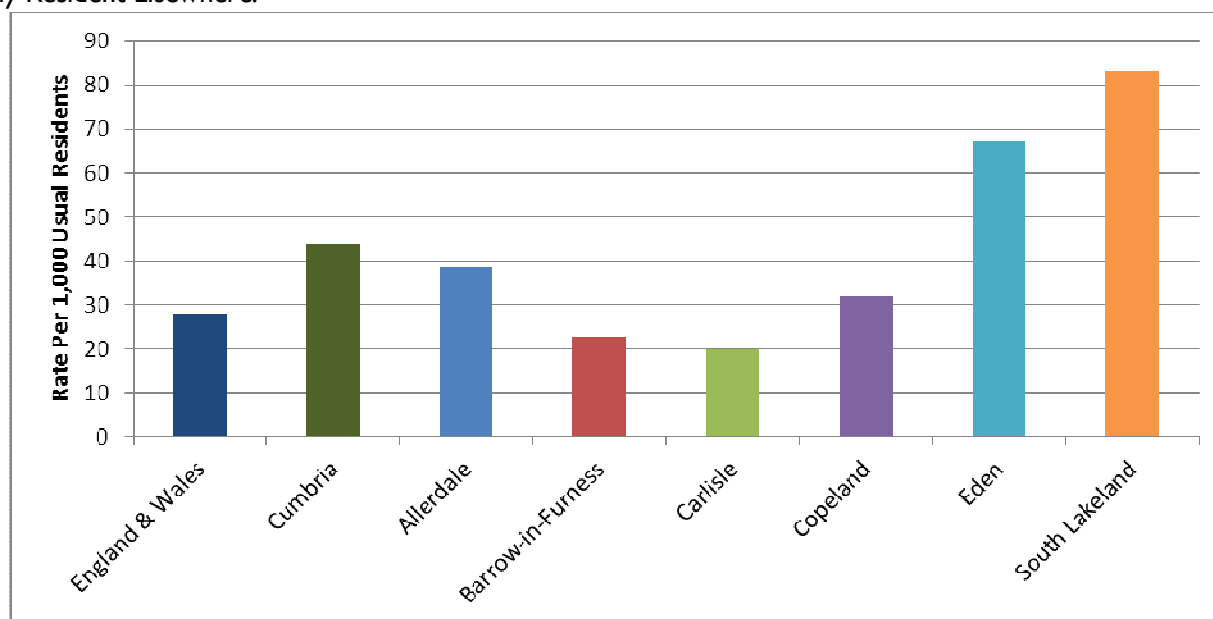
	No. Persons with a Second Address in this Area - Usual Residents Elsewhere
England & Wales	1,570,224
Cumbria	21,868
Allerdale	3,745
Barrow-in-Furness	1,562
Carlisle	2,155
Copeland	2,256
Eden	3,522
South Lakeland	8,628

Source: 2011 Census, Office for National Statistics

Looking at figure 1a it can be seen that 8,628 people reported that they had a second address located within South Lakeland; this was the greatest number out of Cumbria's six LA districts and the **23<sup>rd</sup> greatest** number out of all 348 LAs within England and Wales. Inversely, just 1,562 people reported that they had a second address located within Barrow-in-Furness; this was the smallest number out of Cumbria's LA districts and the **18<sup>th</sup> smallest** number out of all LAs within England and Wales.

Figure 1b considers the numbers reported in figure 1a relative to the size of the usual resident population of each LA by plotting the rate of people with a second address located within each of Cumbria's six LA districts per 1,000 usual residents. Comparative national and county-wide figures are also provided.

Figure 1b: Rate Per 1,000 Usual Residents - Persons with a Second Address Located within Cumbria's LA Districts - Usually Resident Elsewhere:



Source: 2011 Census, Office for National Statistics

South Lakeland had the highest rate in Cumbria for people with a second address located in the area (83 per 1,000 usual residents), followed by Eden (67 per 1,000 usual residents); these rates ranked **6<sup>th</sup> and 13<sup>th</sup> highest** out of any LA in the country. Carlisle had the lowest rate in Cumbria for people with a second address (20 per 1,000 usual residents). However, when compared to other LAs nationally, Carlisle's rate was not especially low; 80<sup>th</sup> lowest out of all 348 LAs in England & Wales. For the remainder of this document, figures will only be referred to within the commentary if a Cumbrian LA ranks within the highest or lowest 5% of LAs in England & Wales.

Of the 21,868 people who reported that they had a second address located within one of Cumbria's six LA districts and usually resided outside of that LA at the time of the 2011 Census:

- 2,176 reported that their second address was for working purposes (4 per 1,000 usual residents- higher than the England & Wales rate of 3 per 1,000);
- 8,691 reported that their second address was for holiday purposes (17 per 1,000 usual residents – substantially higher than the England & Wales rate of 3 per 1,000); and
- 11,001 reported that their second address was for other purposes (22 per 1,000 usual residents – identical to the England & Wales rate of 22 per 1,000).

Figure 2a presents the number of people who reported that they had a second address located within each of Cumbria's six LA districts and who usually resided outside of that LA by second address type. National and county-wide figures are also provided.

Figure 2a: No. Persons with a Second Address Located within Cumbria's LA Districts - Usually Resident Elsewhere – By Second Address Type:

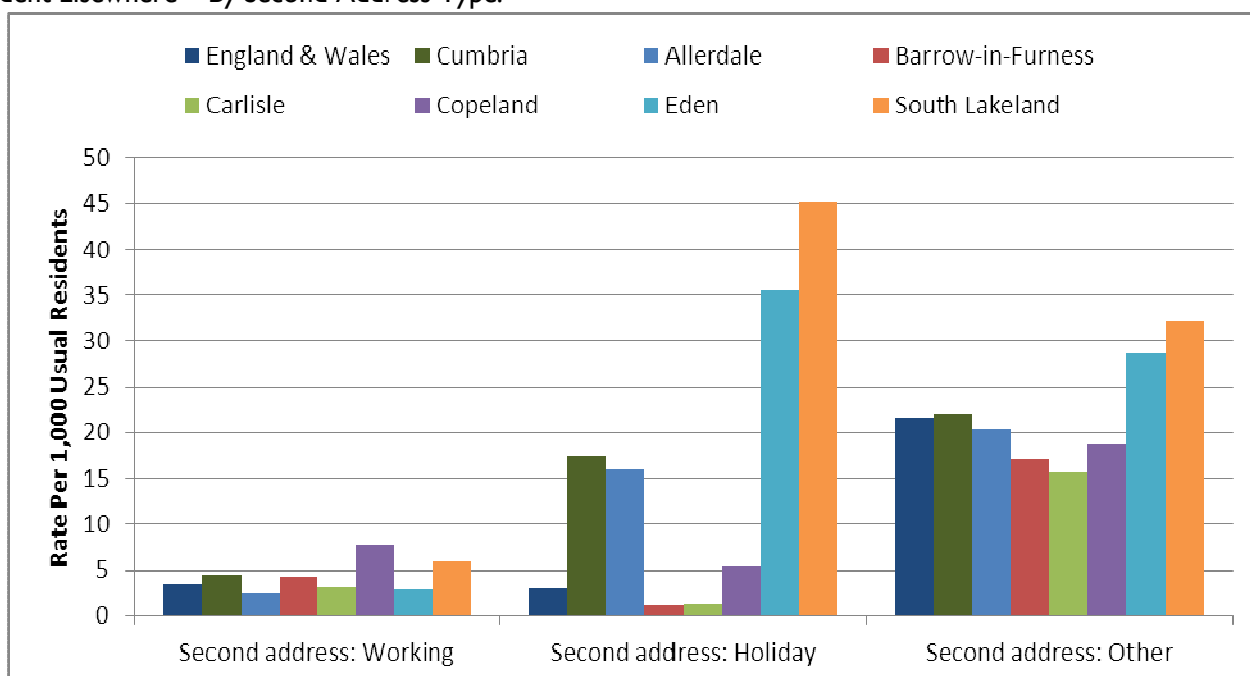
	No. Persons with a Second Address in this Area - Usual Residents Elsewhere		
	Working Purposes	Holiday Purposes	Other Purposes
England & Wales	188,837	165,095	1,216,292
Cumbria	2,176	8,691	11,001
Allerdale	247	1,535	1,963
Barrow-in-Furness	297	81	1,184
Carlisle	332	141	1,682
Copeland	546	385	1,325
Eden	151	1,865	1,506
South Lakeland	603	4,684	3,341

Source: 2011 Census, Office for National Statistics

Of Cumbria's LA districts, South Lakeland had the greatest number of people reporting that they had a second address for holiday purposes located within the area (4,684 people); the **4<sup>th</sup> highest** number out of any LA in England and Wales. Inversely, Barrow-in-Furness had the smallest number in the county in terms of people reporting that they had a second address for other purposes; the **10<sup>th</sup> smallest** number amongst all LAs in England & Wales.

Figure 2b plots the rate of people with a second address located within each of Cumbria's six LA districts per 1,000 usual residents by second address type. Comparative national and county-wide figures are also provided.

Figure 2b: Rate Per 1,000 Usual Residents - Persons with a Second Address within Cumbria's LA Districts - Usually Resident Elsewhere – By Second Address Type:



Source: 2011 Census, Office for National Statistics

South Lakeland had the highest rate in Cumbria for people with a second address for holiday purposes (45 per 1,000 usual residents), this was followed by Eden (35 per 1,000 usual residents); the **3<sup>rd</sup> and 8<sup>th</sup> highest** rates in the country respectively.

### ***Persons Usually Resident within Cumbrian LAs – Who Have Second Addresses in Another LA in England & Wales***

The 2011 Census found that 9,792 usual residents of Cumbrian LAs reported that they had a second address in another LA elsewhere in England & Wales. This equates to a rate of 20 people with a second address per 1,000 usual residents; below the national rate of 28 people with a second address per 1,000 usual residents.

Figure 3a presents the number of usual residents within each of Cumbria's six LA districts who reported that they had a second address in another LA elsewhere in England & Wales. National and county-wide figures are also provided.

Figure 3a: No. Usual Residents within Cumbria's LA Districts with a Second Address Elsewhere in England & Wales:

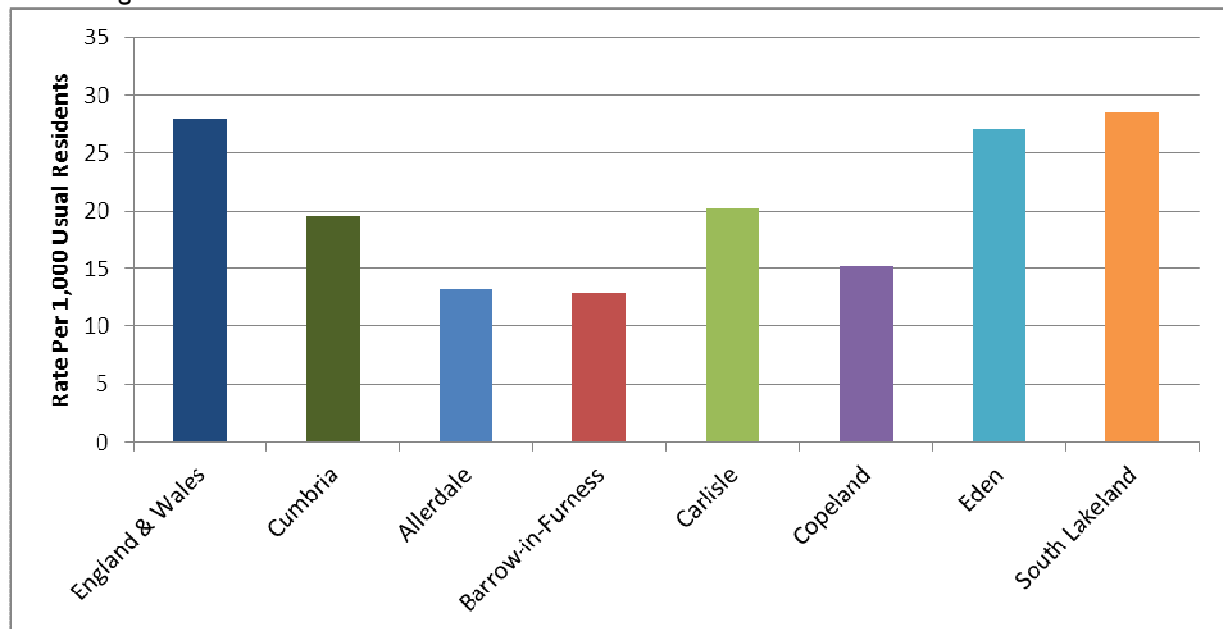
	No. Persons - Usual Residents in this Area - With a Second Address Elsewhere in England & Wales
England & Wales	1,570,224
Cumbria	9,792
Allerdale	1,272
Barrow-in-Furness	890
Carlisle	2,177
Copeland	1,071
Eden	1,420
South Lakeland	2,962

Source: 2011 Census, Office for National Statistics

Of Cumbria's LA districts, Barrow-in-Furness had the lowest number of usual residents reporting that they had a second address located in another LA in England & Wales (890 people); ranked **7<sup>th</sup> lowest** LA in the country.

Figure 3b plots the rate of usual residents with a second address located elsewhere in England & Wales per 1,000 usual residents for each LA district in Cumbria. Comparative national and county-wide figures are also provided.

Figure 3b: Rate Per 1,000 Usual Residents - Usual Residents within Cumbria's LA Districts with a Second Address Elsewhere in England & Wales



Source: 2011 Census, Office for National Statistics

Of the 9,792 usual residents of Cumbrian LAs who reported that they had a second address in another LA elsewhere in England & Wales:

- 2,412 reported that their second address was for working purposes (5 per 1,000 usual residents – higher than the England & Wales rate of 3 per 1,000);
- 751 reported that their second address was for holiday purposes (2 per 1,000 usual residents – lower than the England & Wales rate of 3 per 1,000); and
- 6,629 reported that their second address was for other purposes (13 per 1,000 usual residents –substantially lower than the England & Wales rate of 22 per 1,000).

Figure 4a presents the number of usual residents within each of Cumbria's LA districts who reported that they had a second address in another LA elsewhere in England & Wales by second address type.

Figure 4a: Usual Residents within Cumbria's LA Districts with a Second Address Elsewhere in England & Wales by Second Address Type:

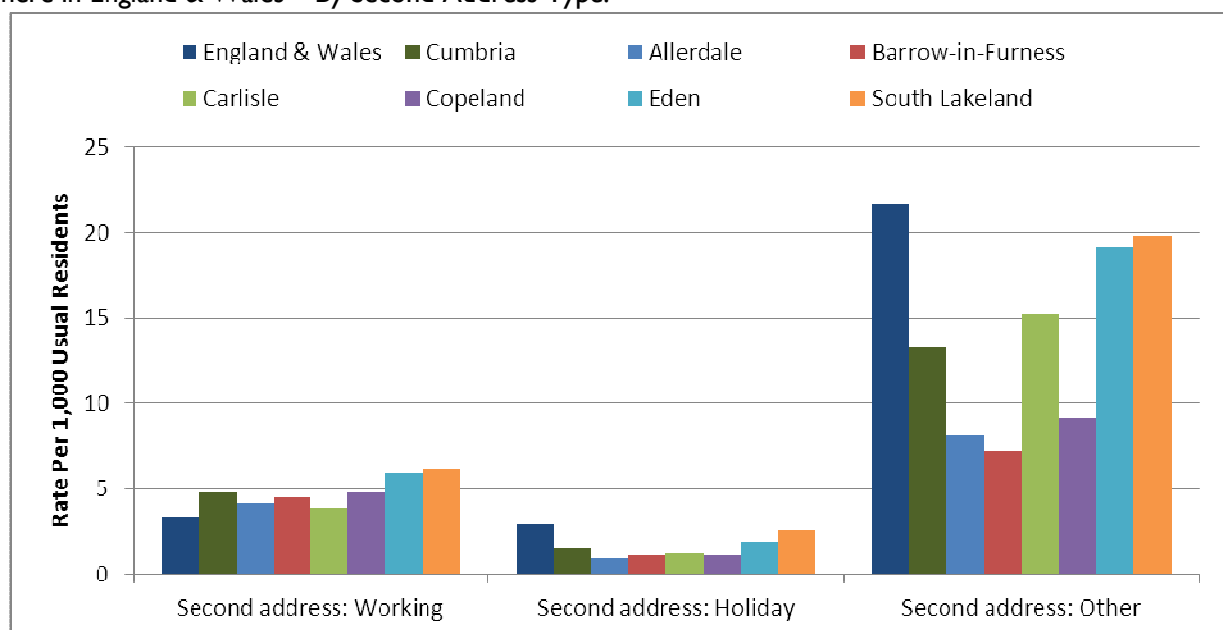
	No. Persons - Usual Residents in this Area - With a Second Address Elsewhere in England & Wales		
	Working Purposes	Holiday Purposes	Other Purposes
England & Wales	188,837	165,095	1,216,292
Cumbria	2,412	751	6,629
Allerdale	396	92	784
Barrow-in-Furness	313	80	497
Carlisle	411	131	1,635
Copeland	341	80	650
Eden	313	100	1,007
South Lakeland	638	268	2,056

Source: 2011 Census, Office for National Statistics

Of Cumbria's LA districts, Barrow-in-Furness and Copeland had the joint lowest numbers in Cumbria for usual residents reporting that they had a second address for holiday purposes located in another LA in England & Wales (both 80 people); ranked joint **7<sup>th</sup> lowest** nationally. Additionally, Allerdale was ranked the **14<sup>th</sup> lowest** LA in England and Wales for usual residents reporting that they had a second address for holiday purposes located in another LA in England & Wales. Finally, Barrow-in-Furness had the lowest number in Cumbria for usual residents reporting that they had a second address for other purposes located in another LA in England & Wales (497 people), followed by Copeland (650 people); ranked **7<sup>th</sup> and 17<sup>th</sup> lowest** LAs in England & Wales respectively.

Figure 4b plots the rate of usual residents with a second address located elsewhere in England & Wales per 1,000 usual residents for each LA district by second address type. Comparative national and county-wide figures are also provided.

Figure 4b: Rate Per 1,000 Usual Residents - Usual Residents within Cumbria's LA Districts with a Second Address Elsewhere in England & Wales – By Second Address Type:



Source: 2011 Census, Office for National Statistics



### ***Persons Usually Resident within Cumbrian LAs – With Second Addresses in Scotland or Northern Ireland***

In addition to the 9,792 usual residents of Cumbrian LAs who had second addresses in another LA in England and Wales as at the time of the 2011 Census, a further 1,129 usual residents of the county reported that they had second addresses within Scotland or Northern Ireland; a rate of 2 per 1,000 usual residents (double the national rate).

Of the above Cumbrian residents with second addresses in Scotland or Northern Ireland:

- 293 reported that their second address was for working purposes (1 per 1,000 usual residents - higher than the rate for England & Wales of less than 1 per 1,000);
- 193 reported that their second address was for holiday purposes (less than 1 per 1,000 usual residents - the same rate as England & Wales); and
- 643 reported that their second address was for other purposes (1 per 1,000 usual residents - the same rate as England & Wales).

Figure 5a presents the number of usual residents within each of Cumbria's LA districts who reported that they had a second address in Scotland or Northern Ireland, with national and county-wide figures also provided.

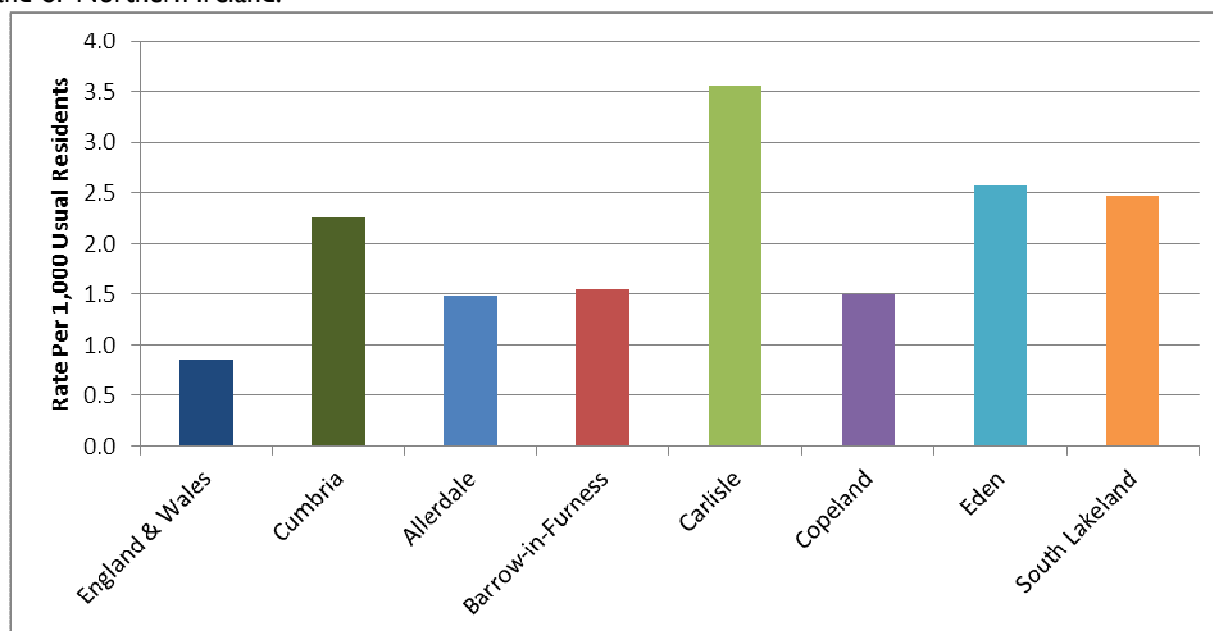
Figure 5a: No. Usual Residents within Cumbria's LA Districts with a Second Address in Scotland or Northern Ireland:

	No. Persons - Usual Residents in this Area - With a Second Address in Scotland or Northern Ireland
England & Wales	47,733
Cumbria	1,129
Allerdale	143
Barrow-in-Furness	107
Carlisle	382
Copeland	106
Eden	135
South Lakeland	256

Source: 2011 Census, Office for National Statistics

Figure 5b plots the rate of usual residents with a second address located in Scotland or Northern Ireland for each LA district. Comparative national and county-wide figures are also provided.

Figure 5b: Rate Per 1,000 Usual Residents - Usual Residents within Cumbria's LA Districts with a Second Address in Scotland or Northern Ireland:



Source: 2011 Census, Office for National Statistics

Carlisle had the highest rate in Cumbria for usual residents with a second address in Scotland or Northern Ireland (4 per 1,000 usual residents), followed by Eden (3 per 1,000 usual residents) and South Lakeland (2 per 1,000 usual residents); ranked **7<sup>th</sup>, 11<sup>th</sup> and 13<sup>th</sup> highest** amongst LAs nationally.

### Persons Usually Resident within Cumbria's LAs – With Second Addresses Outside the UK

In addition to the 9,792 usual residents of Cumbrian LAs who had second addresses in another LA in England and Wales and the 1,129 usual residents of Cumbrian LAs who had second addresses in Scotland or Northern Ireland as at the time of the 2011 Census, a further 4,835 usual residents in Cumbria reported that they had second addresses outside the UK; a rate of 10 per 1,000 usual residents - lower than the national rate of 15 per 1,000 usual residents.

Of the above Cumbrian residents with second addresses outside the UK:

- 836 reported that their second address was for working purposes (2 per 1,000 usual residents – the same rate as England & Wales);
- 1,596 reported that their second address was for holiday purposes (3 per 1,000 usual residents – lower than the rate for England & Wales of 4 per 1,000); and
- 2,403 reported that their second address was for other purposes (5 per 1,000 usual residents - lower than the rate for England & Wales of 8 per 1,000).

Figure 6a presents the number of usual residents within each of Cumbria's six LA districts who reported that they had a second address outside the UK, with national and county-wide figures also provided.

Figure 6a: No. Usual Residents within Cumbria's LA Districts with a Second Address Outside the UK:

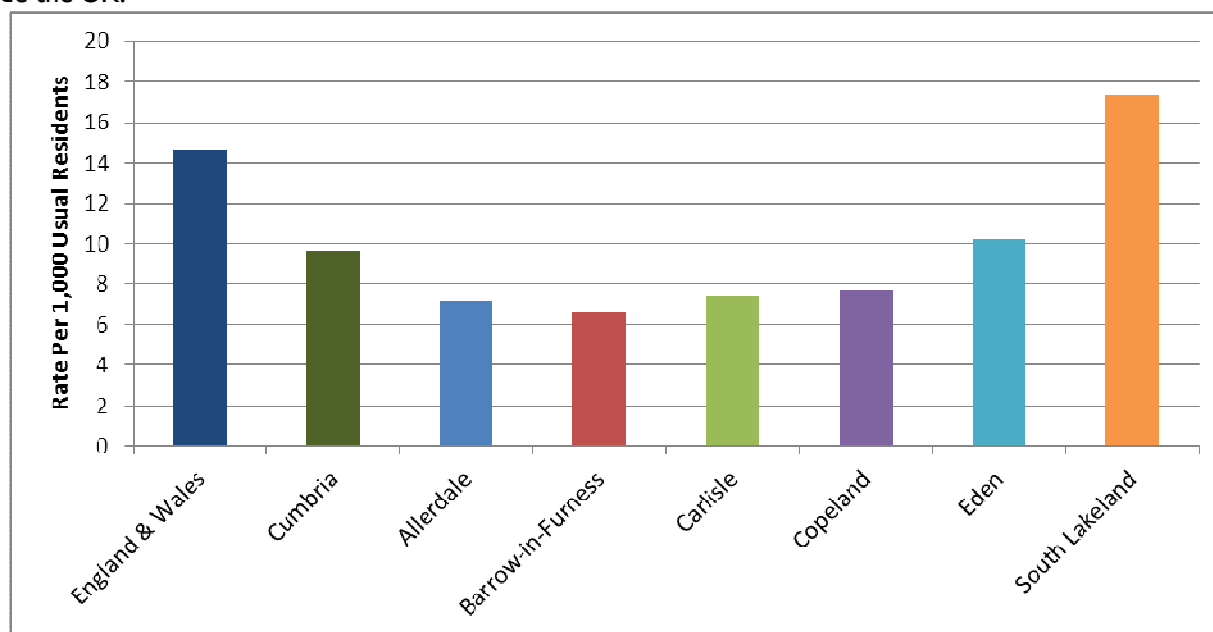
	No. Persons - Usual Residents in this Area - With a Second Address Outside the UK
England & Wales	820,814
Cumbria	4,835
Allerdale	694
Barrow-in-Furness	458
Carlisle	801
Copeland	543
Eden	538
South Lakeland	1,801

Source: 2011 Census, Office for National Statistics

Of Cumbria's LA districts, Barrow-in-Furness had the lowest numbers in Cumbria for usual residents reporting that they had a second address located outside the UK (458 people), followed by Eden (538 people), and Copeland (543 people); ranked **10<sup>th</sup>, 16<sup>th</sup> and 17<sup>th</sup> lowest** amongst LAs nationally.

Figure 7b plots the rate of usual residents with a second address located outside the UK for each LA district. Comparative national and county-wide figures are also provided.

Figure 7b: Rate Per 1,000 Usual Residents - Usual Residents within Cumbria's LA Districts with a Second Address Outside the UK:



Source: 2011 Census, Office for National Statistics

## **Implications**

Cumbria's size, rural nature, relatively small population, and high visitor population (including those with second homes) present challenges in respect of pressures on services and infrastructure, the cost of service delivery in rural areas, and attracting public investment. The county is disadvantaged by funding mechanisms for public services based on population which don't take into account visitors, including those in second homes.

Second home numbers also have implications for local housing markets, with affordability of housing a particular issue in communities with high numbers of second homes. Local economies and employment markets are also impacted on by numbers of second homes as visitors are a significant element of the county's economy and employment markets.

The higher than national average rate of people with second homes in parts of Cumbria, particularly South Lakeland and Eden, has implications for local policy in respect of Council Tax and, consequently, on the resources for local services in the county.

## **Further information**

Over the next 18 months, further results from the 2011 Census will be released. Please check the Cumbria Intelligence Observatory website over the coming months for further briefings and statistics:

<http://www.cumbriaobservatory.org.uk/>

For more information:

Email: [info@cumbriaobservatory.org.uk](mailto:info@cumbriaobservatory.org.uk)

Phone: 01228 226309.