


# PRIDE YOUTH NETWORK

## **A GUIDE FOR SCHOOLS**

A welcoming, fun and proactive group for  
LGBT+ students, friends and allies to lead in creating  
an LGBT+Friendly school that campaigns for inclusion





## WHY START A PRIDE YOUTH NETWORK?

The PYN will enable you and your friends to increase the visibility of lesbian, gay, bisexual and trans identities in the school environment.

The PYN encourages pupil voice and ensures that students are part of the journey to LGBT+Inclusion.

The PYN provides a safe space for LGBT+ students and their friends to meet, discuss and campaign for equality in the school environment and beyond.

## WE WELCOME DIFFERENT GENDER IDENTITIES AND SEXUAL ORIENTATIONS IN OUR SCHOOL!



## A PYN IS CREATED TO...

### SUPPORT EACH OTHER



A PYN provides support for students whether they are LGBT+ or not.

A PYN promotes inclusion through organizing events and activities for everyone both in and out of school.

A PYN builds a sense of community where individuals are respected regardless of their sexual orientation or gender identity, helping all LGBT+ students feel included and represented.

### MAKE POSITIVE INSTITUTIONAL CHANGE

Your PYN can be a great asset in educating the school community about different sexual orientations and gender identities through assemblies, increasing visibility through display and notice boards.





# STEPS TO A SUCCESSFUL PYN



## HOW TO START


### FIND LIKE-MINDED PEOPLE

Enlist a group of friends and allies to help set up your PYN. The more the merrier!

Let the pastoral team, school mentors and the anti-bullying team know that you are setting up a PYN as they will be really keen to support you.

The pastoral teams are also 'in the know' and will be able to help you find other interested students..

They will also have inside knowledge on what the school is able to provide you with, such as a room to meet and any equipment you may need.



**Remember:**  
You have the right to be yourself in school!

## SECURE SOME ADULT SUPPORT

Find a teacher or staff member who will be supportive or who you already know is a supporter of LGBT+ who can act as your link teacher. It could be a member of teaching staff, a mentor, an LSA, librarian or any other staff member. Your link teacher can then inform other teachers, parent groups and the governing body.

## INFORM THE SCHOOL OF YOUR PYN

Ask for help from your link teacher to arrange a meeting with the Head-teacher, a member of the senior leadership team or a governor to make sure you have the go ahead.

If you come across barriers when forming your PYN, please let them know that your group is protected under the Equality Act 2010 and OFSTED criteria which advocates for schools to eradicate discrimination.

## MEETINGS

### CHOOSE A MEETING PLACE AND TIME

You should find a meeting place in the school that you can use consistently. Probably best that this is somewhere quiet and accessible. Your link teacher will help facilitate this.

## ADVERTISE

Use existing school frameworks to promote your PYN. It may be a combination of bulletins, newsletters, fliers, posters, word-of-mouth or if you're feeling brave, maybe get a shout-out in an assembly or ask your link teacher to do this for you.

The best way to encourage participation and make new friends is to promote your group as fun and welcoming. Food is always a bonus!

Ask your link teacher if you can use some of your schools facilities for free, like printers, paper and photocopiers. You can begin to raise money for yo group through campaigning and events.

**TIP:**  
Get a school  
governor on  
your side



**TIP:**  
MAKE SURE YOUR LIBRARY  
HAS LGBT+INCLUSIVE  
BOOKS FROM OUR  
COLLECTIONS FOR  
SCHOOLS

<http://www.educateandcelebrate.org/resources/>



## POLICIES

### ESTABLISH GROUND RULES

This will ensure that group discussions are safe, confidential, and respectful.

#### Your rules could be:

- No assumptions or labels to be used about a group member's sexual orientation or gender identity.
- Respect everyone's ideas.
- To have as much fun as possible whilst being proactive!

### DO YOU HAVE A SCHOOL CODE?

Does it state to treat everyone Equally and Fairly according to The Equality Act 2010? A good idea is to state all the protected characteristics so we know who 'everyone' is, including sexual orientation and gender Identity as well as race, religion, gender, disabilities, age, marriage and pregnancy.

Could you develop an Equality Code or pledge that students and teachers can sign up to?

**TIP:**  
Lead an assembly

**TIP:**  
Get some pics on the school website

**TIP:**  
Put an inclusive school code by reception

**TIP:**  
Ask if your teachers have received any LGBT+ training. If not tell them about us!

**TIP:**  
POSTERS  
POSTERS  
POSTERS





## ENVIRONMENT

Your school environment is key to passing on information in highly visible places.


So use notice boards in the main areas like the library, reception and canteen



TIP:  
Team up with  
another  
PYN

TIP:  
Have a film  
screening

TIP:  
Have a PYN  
notice board





## COMMUNITY & EVENTS

Get creating exciting events to engage everyone in your school with supporting your aims, include students, teachers and support staff. Feel free to branch out to engage the wider community too


## EDUCATE & CELEBRATE SHOWCASES

Every February we hold Educate & Celebrate School Showcases across the UK.

Keep an eye on our Facebook page and website for dates in your area.

The Showcases are a celebration of the LGBT+Inclusive work produced by our Best Practice Schools. The event is filled with music, drama, dance, speeches, films, presentations and prize giving that highlights the achievements of both students and teachers on their journey to LGBT+Inclusion.

Your PYN is invited to take part by either presenting your achievements or performing or simply coming along to enjoy and support.



## NATIONAL EVENTS

- . November Anti-bullying week
- . February LGBT History Month
- . March International Transgender Day of Visibility
- . May IDAHOBIT (International day against homophobia, biphobia and transphobia)

## ACCESS UNIVERSITY SUPPORT

Educate & Celebrate will link you with your local University where we have trained students to facilitate workshop sessions with your PYN to help them mobilize, speak in assemblies, run campaigns and organize events.

This is a unique opportunity to enhance links with your local University whilst at the same time giving valuable volunteering experience to the University students and a chance for them to make a positive difference by supporting you to make your school LGBT+Friendly.



# THE NETWORK

Your PRIDE Youth Network will be part of an ever-growing NETWORK of schools across the country where lots of young people are campaigning for social justice including primary and secondary schools, colleges and Universities.

Share your ideas and see what the other PYN's are getting up to via our Facebook page  
<http://www.facebook.com/prideyouthnetwork>

To register your PRIDE Youth Network please email  
[enquiries@educateandcelebrate.org](mailto:enquiries@educateandcelebrate.org) with the name and email address of your group leader and the link teacher.

The Educate & Celebrate team are here to help you create your PYN so please keep in touch with us by visiting our website [www.educateandcelebrate.org](http://www.educateandcelebrate.org), joining our Facebook page and instagram. Please email us on [enquiries@educateandcelebrate.org](mailto:enquiries@educateandcelebrate.org) if you need any further information or to tell us about your successes!

Good luck in making your school  
LGBT+Friendly!

KEEP IN TOUCH!







# PRIDE YOUTH NETWORK CHECKLIST

## STARTING UP

- ◇ Find a group of like-minded friends and allies
- ◇ Secure a Link Teacher
- ◇ Meet with senior school staff to discuss your proposed PYN
- ◇ Register your PYN and join our Facebook page

## MEETINGS

- ◇ Secure a room/location for regular meetings
- ◇ Establish your PYN ground rules for meetings
- ◇ Hold first meeting and plan subsequent meeting with targets

## SCHOOL POLICIES & ENVIRONMENT


- ◇ Create a School Code using the protected characteristics of the Equality Act 2010
- ◇ Make the school code visible
- ◇ Secure a PYN notice board in school



## EVENTS

- ◇ Organise an event/activity in LGBT History Month each February
- ◇ Organise at event/activity in Anti-Bullying Week each November
- ◇ Hold an event/activity for IDAHOT May 17th
- ◇ Hold 1 fundraising event
- ◇ Hold 1 non-school-based event/activity that involves the community

**HAVE FUN  
AND MAKE A  
DIFFERENCE!**



## This image shows a blank sheet of white paper with horizontal ruling lines. The lines are evenly spaced and run across the width of the page. There are no margins, text, or other markings on the paper.





## PRIDE YOUTH NETWORK

# A GUIDE FOR STAFF

A PRIDE Youth Network (PYN) is designed to empower students to engage in creating positive whole school change to eradicate discrimination.

A PYN is one of the ways you can develop pupil voice by giving students opportunities to initiate campaigns and ensuring their voices are heard as part of the decision making process within the school.

Encouraging student activism through a PYN can help you create an LGBT+ Friendly school as well as being part of a national network that will support and inspire.

Creating a PYN is simple yet the benefits are invaluable and plentiful not only for students who identify as LGBT+ but noticeably for the whole school community. Everyone benefits from a school environment that welcomes all.

The PYN will lead events, fundraisers, showcases and campaigns, as well as ensuring the school is adhering to the Educate & Celebrate Best Practice Programme including; keeping up-to-date and using correct language, usualising LGBT+ people in the curriculum and creating LGBT+ notice boards and display.

The group will enable both LGBT+ and non-LGBT+ students to work together, make new friends, have fun and be a part

of something that will leave a positive legacy for years to come.


What can the school do to help initiate a PYN?

### Safety & Security

1. Provide a space for meetings.
2. Ensure students who are part of the PYN feel safe
3. Check that all organized events by the PYN meet with school regulations
4. Make sure that all social media and external relations are within the guidelines set out by Educate & Celebrate and the School

### Support & Guidance

1. Offer positive encouragement and advice to students wanting to start a PYN.
2. Help provide or find materials if necessary e.g. paper, pens, tables, signage, promotion for meetings and events.
3. Promote the PYN to teachers, staff and governors.
4. Assist the students in finding space for meetings, events and displays.
5. Encourage the students to engage fully in the PYN aims and steps as laid out in this document.





# PRIDE Youth Networks

PRIDE Youth Networks are an ever-growing network of young people who make positive change within the school environment. Our trainers empower young people to be proactive in raising awareness of equality through campaigns, display, panel debates and events. We work in partnership with local universities to help support the running of the group.



educate\_and\_celebrate



educatecelebrat



<https://www.facebook.com/prideyouthnetwork>  
<https://www.facebook.com/educateandcelebrate>



<https://www.youtube.com/user/EducateandCelebrate>



[pyn@educateandcelebrate.org](mailto:pyn@educateandcelebrate.org)

**CEO Elly Barnes**

[ellybarnes@educateandcelebrate.org](mailto:ellybarnes@educateandcelebrate.org)