

## Question Analysis

View the breakdown of responses received, the question text and overall score.

[More information](#)

Please use the filters below to change the reporting criteria for Question Analysis

Start Date: 17 Aug 2017  
 End Date: 12 Oct 2018  
 Which area of Cumbria do you live in?: Furness  
 Display Black and White: No  
 Exclude NA: No  
 Enable Chart Type: Pie  
 Display Order: Question Order  
 Result Type: Percentage

Combined result from all questionnaires  
submitted between 17/08/2017 and 12/10/2018

**69.23%**

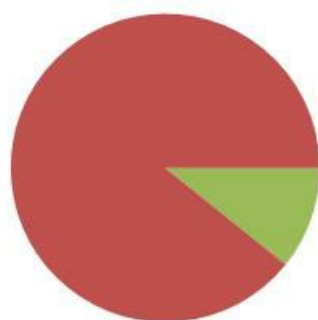
Number of questionnaires submitted between  
17/08/2017 and 12/10/2018

**232**

## Results

### 1. Do you think you are healthy?

Overall Meridian score for this question: 89.22%  
(based on 232 responses)



Distribution of results

10.78% No  
89.22% Yes

### 2. Do you enjoy school?

Overall Meridian score for this question: 75.00%  
(based on 232 responses)

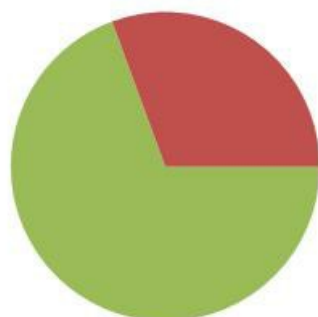


Distribution of results

25% No  
75% Yes

### 3. Do you worry about growing up and puberty?

Overall Meridian score for this question: 69.40%  
(based on 232 responses)

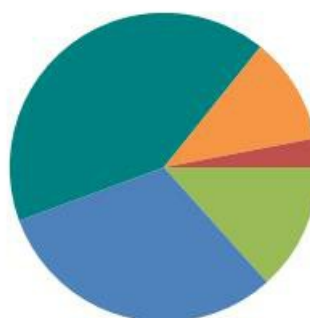


Distribution of results

69.4% No  
30.6% Yes

### 4. How many hours sleep do you have on most nights?

Overall Meridian score for this question: 62.50%  
(based on 232 responses)

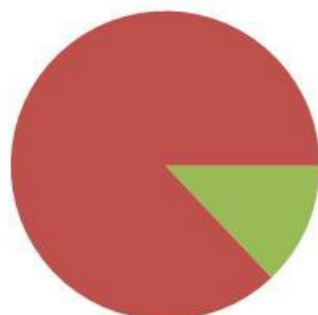


Distribution of results

13.36% Less than 7  
31.03% 7-8  
41.38% 9-10  
11.21% 11-12  
3.02% 12+

**5. Have you had a dental check up in the last year?**

Overall Meridian score for this question: 87.07%  
(based on 232 responses)

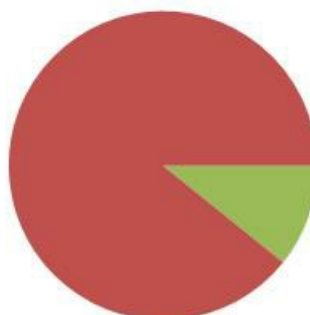


Distribution of results

12.93% No  
87.07% Yes

**6. Do you brush your teeth twice per day?**

Overall Meridian score for this question: 89.22%  
(based on 232 responses)

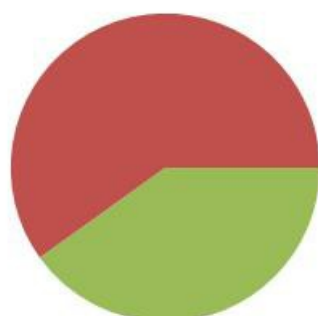


Distribution of results

10.78% No  
89.22% Yes

**7. Can you remember having your eyes tested in the last 2 years?**

Overall Meridian score for this question: 59.91%  
(based on 232 responses)

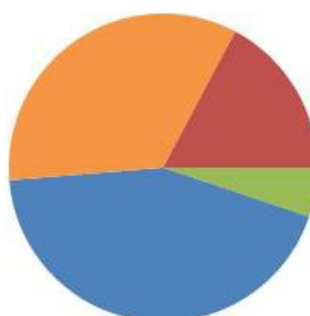


Distribution of results

40.09% No  
59.91% Yes

**8. How many portions of fruit or vegetables does you have each day?**

Overall Meridian score for this question: 39.57%  
(based on 232 responses)

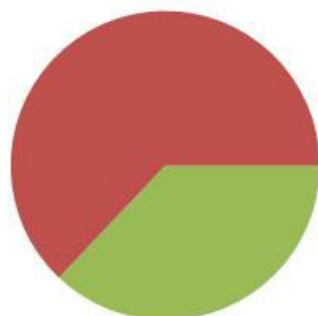


Distribution of results

5.17% None  
43.53% 1-2  
34.05% 3-4  
17.24% 5+

**9. Do you have breakfast every day?**

Overall Meridian score for this question: 62.93%  
(based on 232 responses)



Distribution of results

37.07% No  
62.93% Yes

**10. How many cups (250ml) of water do you drink each day?**

Overall Meridian score for this question: 26.81%  
(based on 232 responses)

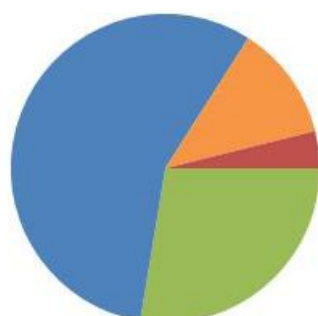


Distribution of results

27.59% 1-2  
40.52% 3-4  
21.98% 5-6  
9.91% 7-8

**11. How many carbonated (fizzy) drinks to you have each day?**

Overall Meridian score for this question: 40.09%  
(based on 232 responses)

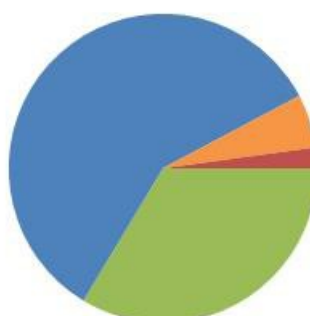


Distribution of results

27.59% None  
56.47% 1-2  
12.07% 3-4  
3.88% 5+

**12. During the last week how often have you eaten food from a fast food outlet or take away?**

Overall Meridian score for this question: 45.91%  
(based on 232 responses)

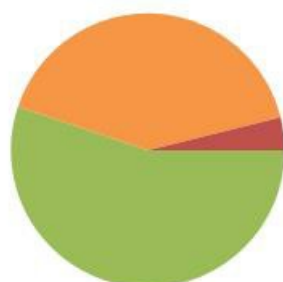


Distribution of results

33.62% Never  
58.62% 1-2 times  
5.6% 3-5 times  
2.16% Every day

**13. What best describes how you feel about your weight?**

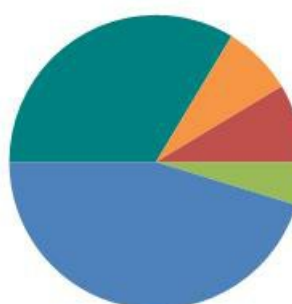
Overall Meridian score for this question: 55.17%  
(based on 232 responses)



Distribution of results  
55.17% Happy with my...  
40.95% Like to lose we...  
3.88% Like to put on...

**14. How many hours a day do you sit watching TV, playing electronic games or on the internet on a SCHOOL DAY?**

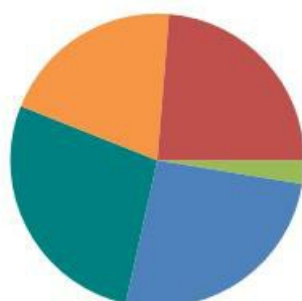
Overall Meridian score for this question: 62.50%  
(based on 232 responses)



Distribution of results  
4.74% 0  
45.26% 1-2  
33.62% 3-4  
7.76% 5-7  
8.62% 8+

**15. How many hours a day do you sit watching TV, playing electronic games or on the internet on a WEEKEND DAY?**

Overall Meridian score for this question: 38.97%  
(based on 232 responses)



Distribution of results  
2.59% 0  
25.86% 1-2  
27.59% 3-4  
20.26% 5-7  
23.71% 8+

**16. Do you take part in 60 minutes active play or exercise each day? (This can include if you walk, cycle or scoot to and from school)**

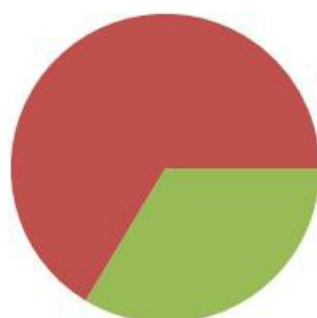
Overall Meridian score for this question: 57.46%  
(based on 232 responses)



Distribution of results  
8.62% Never  
27.16% 1-2/week  
15.09% 3-4/week  
15.52% 5-6/week  
33.62% Every day

**17. Do you walk, cycle or scoot to and from school most days?**

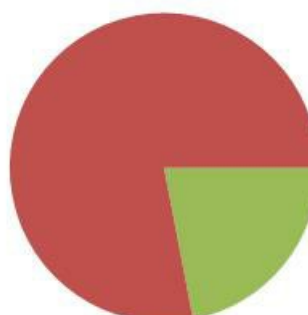
Overall Meridian score for this question: 66.38%  
(based on 232 responses)



Distribution of results  
33.62% No  
66.38% Yes

**18. Do you feel happy most days?**

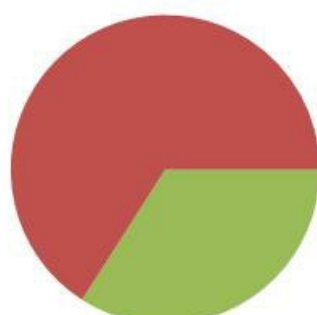
Overall Meridian score for this question: 78.02%  
(based on 232 responses)



Distribution of results  
21.98% No  
78.02% Yes

**19. Would you describe yourself as confident?**

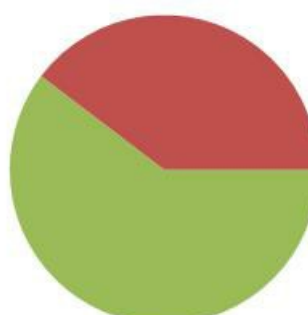
Overall Meridian score for this question: 65.95%  
(based on 232 responses)



Distribution of results  
34.05% No  
65.95% Yes

**20. Do you worry about your image?**

Overall Meridian score for this question: 60.34%  
(based on 232 responses)

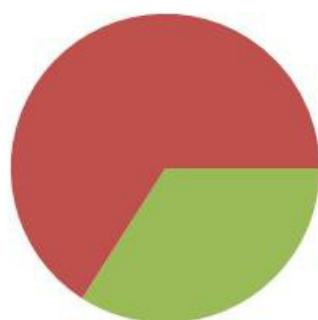


Distribution of results  
60.34% No  
39.66% Yes



21. In the last 30 days have you felt sad, worried or angry?

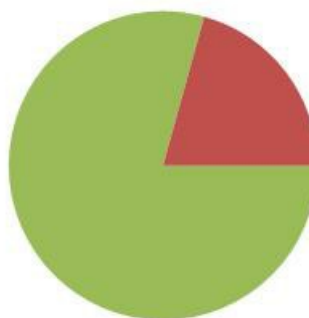
Overall Meridian score for this question: 34.05%  
(based on 232 responses)



Distribution of results  
34.05% No  
65.95% Yes

22. In the last 30 days have you felt bullied?

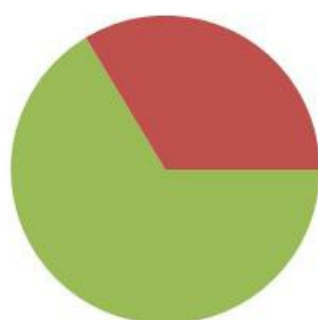
Overall Meridian score for this question: 79.31%  
(based on 232 responses)



Distribution of results  
79.31% No  
20.69% Yes

23. Do you help someone in your family every day because they have a physical health problem?

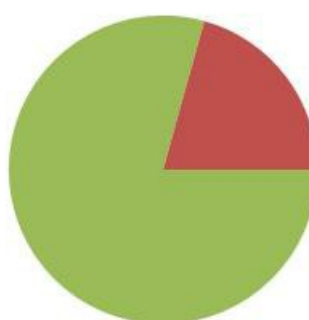
Overall Meridian score for this question: 66.38%  
(based on 232 responses)



Distribution of results  
66.38% No  
33.62% Yes

24. Do you help someone in your family every day because they have a mental health problem?

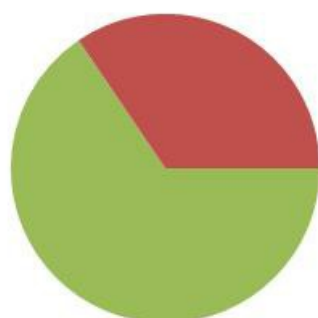
Overall Meridian score for this question: 79.31%  
(based on 232 responses)



Distribution of results  
79.31% No  
20.69% Yes

25. Does anyone regularly smoke around you at home?

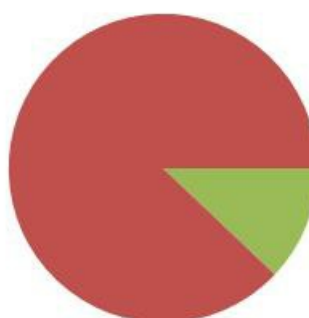
Overall Meridian score for this question: 65.52%  
(based on 232 responses)



Distribution of results  
65.52% No  
34.48% Yes

26. Do your parents or carers always know where you are or what you are doing in your free time?

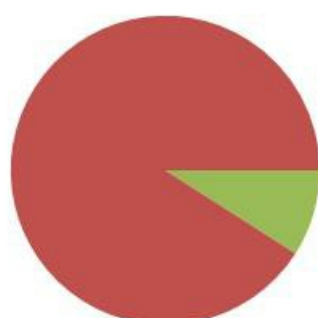
Overall Meridian score for this question: 87.93%  
(based on 232 responses)



Distribution of results  
12.07% No  
87.93% Yes

27. Are you able to talk to your parents/carers or a trusted adult about any worries?

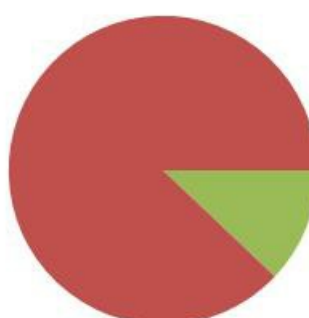
Overall Meridian score for this question: 90.95%  
(based on 232 responses)



Distribution of results  
9.05% No  
90.95% Yes

28. Do your parents/carers understand your problems or worries?

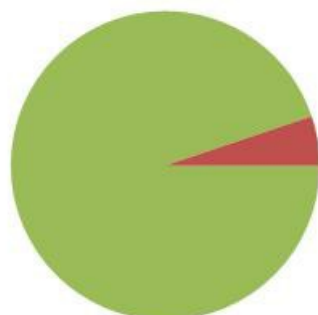
Overall Meridian score for this question: 87.93%  
(based on 232 responses)



Distribution of results  
12.07% No  
87.93% Yes

**29. Have you ever smoked a cigarette?**

Overall Meridian score for this question: 94.83%  
(based on 232 responses)

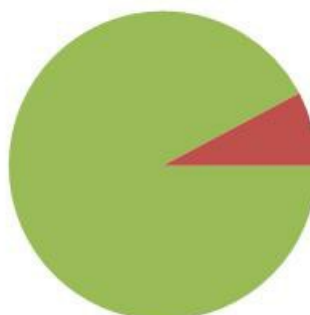


Distribution of results

94.83% No  
5.17% Yes

**30. Have you ever tried vaping? (e-cigarette)**

Overall Meridian score for this question: 92.24%  
(based on 232 responses)

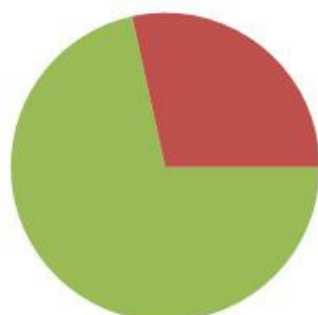


Distribution of results

92.24% No  
7.76% Yes

**31. Have you ever drunk alcohol (not just a sip)?**

Overall Meridian score for this question: 71.55%  
(based on 232 responses)

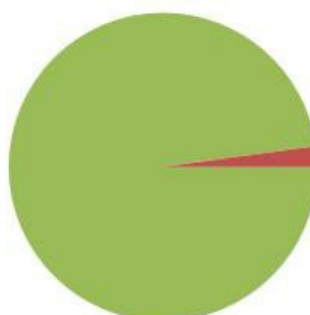


Distribution of results

71.55% No  
28.45% Yes

**32. Have you ever used an illegal drug?**

Overall Meridian score for this question: 97.84%  
(based on 232 responses)

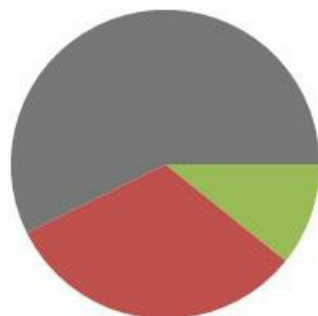


Distribution of results

97.84% No  
2.16% Yes

**33. If you answered yes to any of the above questions, did your parents know?**

Overall Meridian score for this question: 74.75%  
(based on 232 responses)

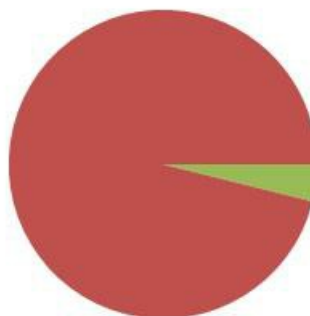


Distribution of results

10.78% No  
31.9% Yes  
57.33% N/A

**34. Do you know about the dangers of drugs and alcohol?**

Overall Meridian score for this question: 96.12%  
(based on 232 responses)

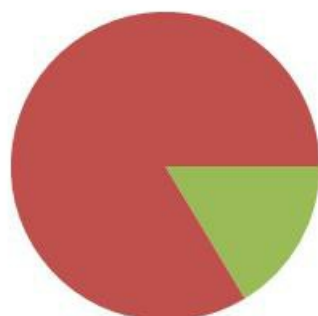


Distribution of results

3.88% No  
96.12% Yes

**35. Do you feel you know enough for your age about drugs and alcohol?**

Overall Meridian score for this question: 83.62%  
(based on 232 responses)

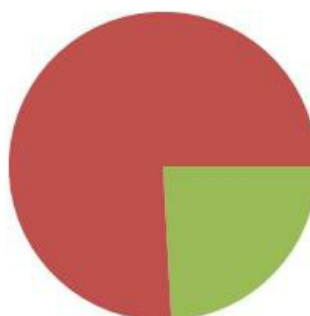


Distribution of results

16.38% No  
83.62% Yes

**36. Do you feel you know enough for your age about sex and relationships?**

Overall Meridian score for this question: 75.86%  
(based on 232 responses)



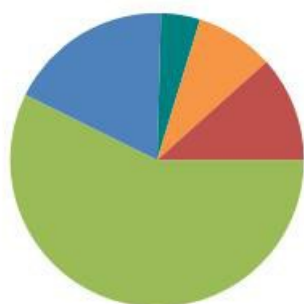
Distribution of results

24.14% No  
75.86% Yes



37. If you answered no to the previous two questions, who would you go to for more information?

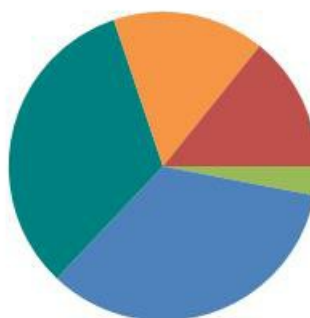
Overall Meridian score for this question: 69.40%  
(based on 232 responses)



Distribution of results  
57.33% Parent/family  
18.1% Teacher  
4.31% Friend  
8.62% Internet  
11.64% Other

38. How many TOTAL hours do you spend on the internet each day?

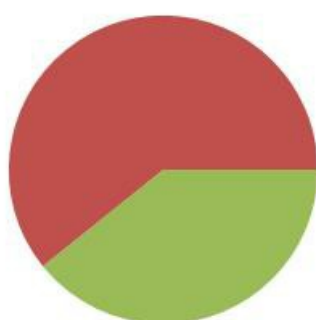
Overall Meridian score for this question: 49.57%  
(based on 232 responses)



Distribution of results  
3.02% 0  
34.05% 1-2  
32.76% 3-4  
15.95% 5-7  
14.22% 8+

39. Do your parents or carers monitor who you speak to and what you do on the internet?

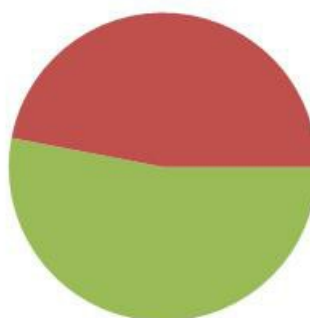
Overall Meridian score for this question: 60.78%  
(based on 232 responses)



Distribution of results  
39.22% No  
60.78% Yes

40. Do you worry about being safe on the internet?

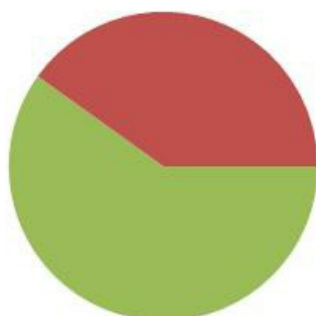
Overall Meridian score for this question: 53.02%  
(based on 232 responses)



Distribution of results  
53.02% No  
46.98% Yes

41. Do you worry about being seeing upsetting pictures or videos on the internet?

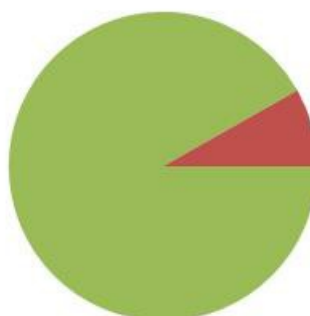
Overall Meridian score for this question: 59.91%  
(based on 232 responses)



Distribution of results  
59.91% No  
40.09% Yes

42. In the last 30 days have you felt bullied on social media or texting?

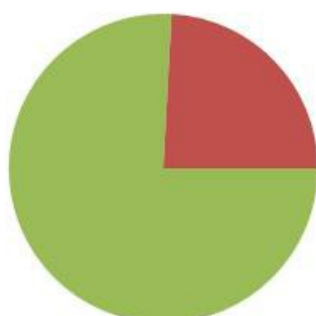
Overall Meridian score for this question: 91.81%  
(based on 232 responses)



Distribution of results  
91.81% No  
8.19% Yes

43. Has playing online games ever upset or distressed you?

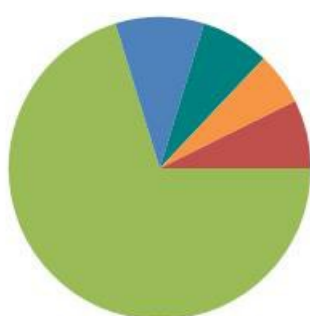
Overall Meridian score for this question: 75.86%  
(based on 232 responses)



Distribution of results  
75.86% No  
24.14% Yes

44. If you answered yes to any of the above, who would you go to for help or more information?

Overall Meridian score for this question: 78.32%  
(based on 232 responses)



Distribution of results  
70.26% Parent/family  
9.48% Teacher  
7.33% Friend  
5.6% Internet  
7.33% Other

[Question Analysis user guide](#)