

Allerdale

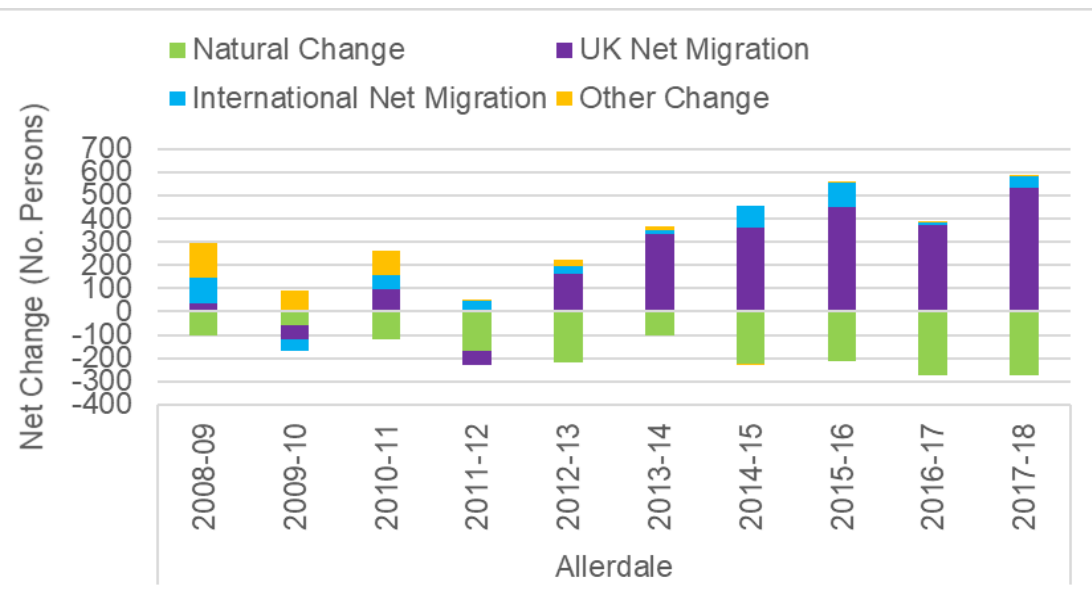
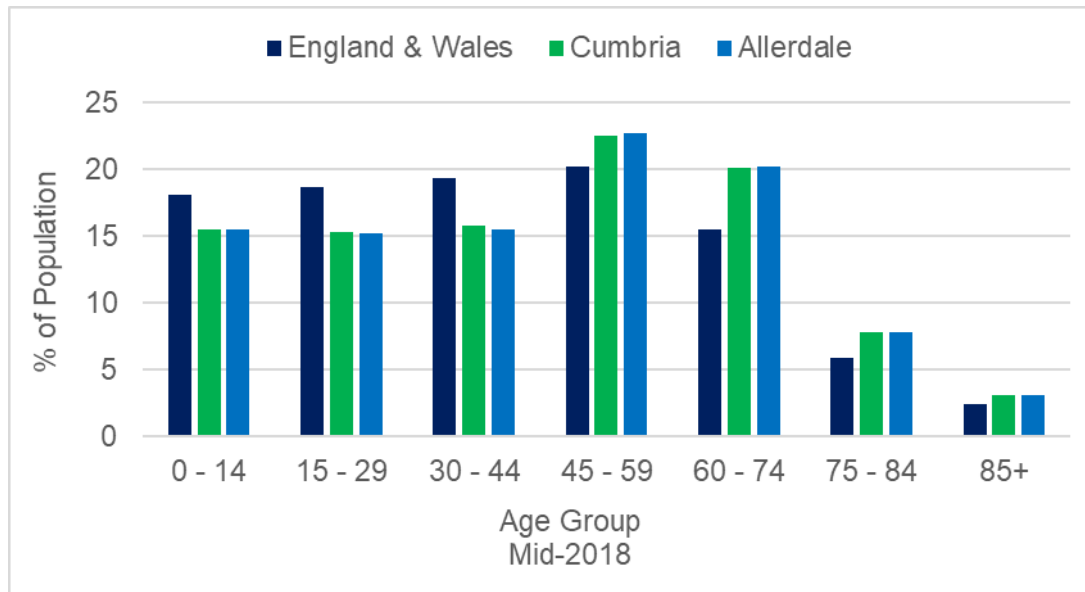
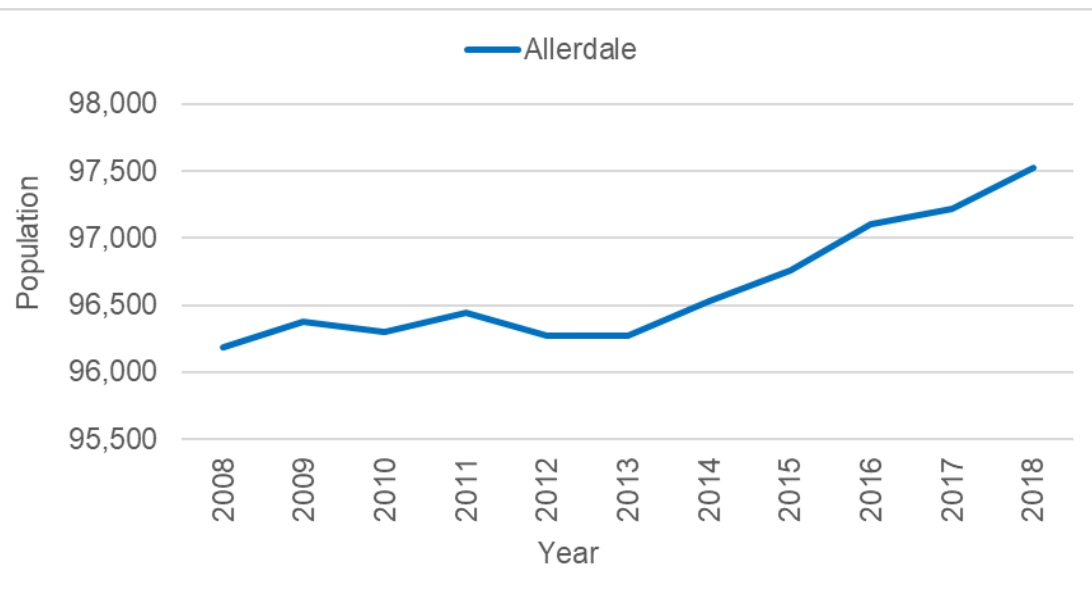
At Mid-2018 Allerdale's population was estimated to be 97,500;

When compared to England & Wales, Allerdale has lower proportions of residents in the three youngest age groups (0-44 years) and higher proportions of residents in the four oldest age groups (aged 45+);

Since Mid-2017, the population of Allerdale has increased by 300 people (+0.3%), with the greatest percentage increase occurring in the 75 - 84 age group (+3.4%) and the greatest percentage decrease occurring in the 15 - 29 age group (-1%);

Since Mid-2017, there have been more deaths than births in Allerdale, this 'natural change' has accounted for a decrease of 300 persons across the district. During the same time, 600 more people have migrated into Allerdale (from other parts of the UK and overseas) than have migrated out from Allerdale.

**Mid-2018
Population:
97,500**



	Age Group	No. Persons		Numerical Change	Proportional Change
		Mid-2017	Mid-2018	2017-18	
Allerdale	0 - 14	15,000	15,100	100	0.9
	15 - 29	15,000	14,800	-100	-1.0
	30 - 44	15,200	15,200	0	0.0
	45 - 59	22,200	22,100	-100	-0.6
	60 - 74	19,500	19,700	200	0.9
	75 - 84	7,400	7,600	200	3.4
	85+	3,000	3,000	0	1.6
	All Ages	97,200	97,500	300	0.3

Source: Office for National Statistics (ONS); Crown Copyright
Please note that totals may not sum due to rounding