

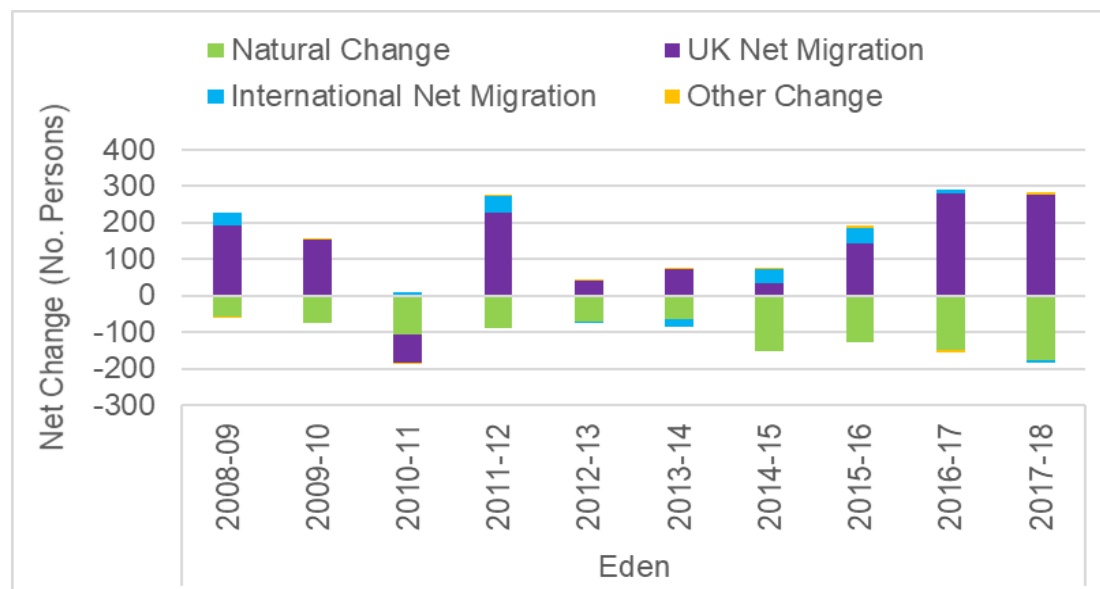
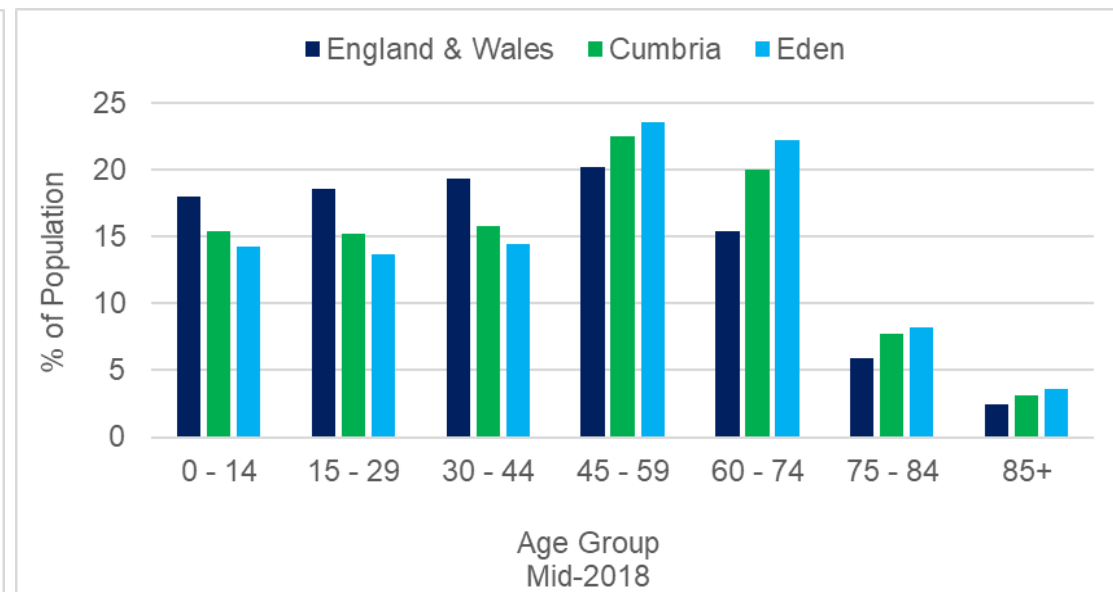
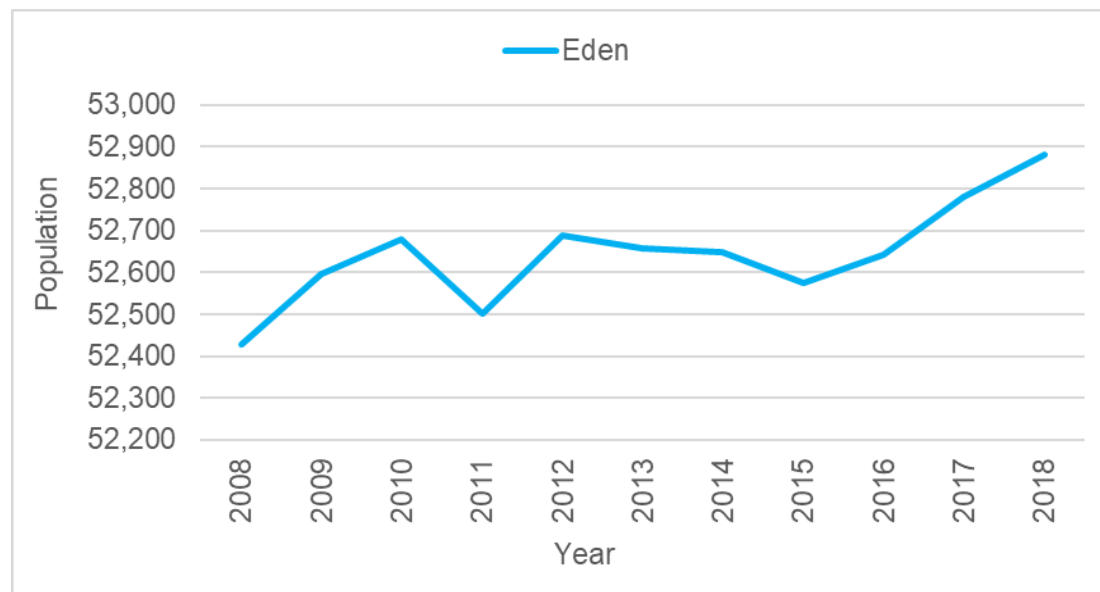
At Mid-2018 Eden's population was estimated to be 52,900;

When compared to England & Wales, Eden has lower proportions of residents in the three youngest age groups (0-44 years) and higher proportions of residents in the four oldest age groups (aged 45+);

Since Mid-2017, the population of Eden has increased by 100 people (+0.2%), with the greatest percentage increases occurring in the 60 – 74 and 75 - 84 age groups (both +2.3%) and the greatest percentage decrease occurring in the 15 - 29 age group (-1.7%);

Since Mid-2017, there have been more deaths than births in Eden, this 'natural change' has accounted for a decrease of 200 persons across the district. During the same time, 300 more people have migrated into Eden (from other parts of the UK and overseas) than have migrated out from Eden.

Mid-2018 Population: 52,900



Age Group	No. Persons		Numerical Change	Proportional Change
	Mid-2017	Mid-2018	2017-18	
0 - 14	7,500	7,600	0	0.4
15 - 29	7,300	7,200	-100	-1.7
30 - 44	7,700	7,600	-100	-1.2
45 - 59	12,500	12,500	-100	-0.7
60 - 74	11,500	11,800	300	2.3
75 - 84	4,300	4,400	100	2.3
85+	1,900	1,900	0	0.8
All Ages	52,800	52,900	100	0.2

Source: Office for National Statistics (ONS); Crown Copyright
Please note that totals may not sum due to rounding