



## The animal fair

We went to the animal fair,  
The birds and the beasts  
were there,  
The big baboon by the light  
of the moon  
Was combing his golden  
hair.  
The monkey fell out of his  
bunk,

[The animal fair | Early Years -  
Nursery Rhymes - YouTube](#)



(continued)

And slid down the elephant's trunk,  
The elephant sneezed - Achoo!  
And fell on her knees,  
And what became of the monkey,  
Monkey, monkey, monkey, monkey?



### Younger children

Sit opposite your child on the floor and sing this song to them. Hold hands and gently rock side to side in time to the rhythm. Use your voice to emphasize the last word in each line. Keep to a steady beat but slow down and see if your child anticipates the sneeze A....choo!

### Older children

Have fun singing the song with your child and making up actions together. If there are new words which you think your child might not know, explain simply what they mean. Have a look at pictures of monkeys and baboons online and talk about the differences.





## Chat Play Share...Other ideas you could try....

Share a story together about monkeys. Chat about the pictures and story. Also read some non-fiction books to explore monkeys and baboons further. Examples of stories:

- The Animal Fair by Anthony Browne
- Grumpy Monkey by Suzanne Lang
- Maxwell the Monkey Barber by Cale Atkinson
- Baby Baboon (African Animal Tales) by Mwenye Hadithi
- Baboons: Animal Safari by Megan Borgert-Spaniol

### Paper Bag Puppet

Find a brown paper bag and cut out circles and oval shapes (see photo). You could use paper, tissue paper or scraps of material, whatever you have to hand. Draw the features using a black pencil or pen. Talk about the parts of the face as you stick them on and ask your child if they can point to their own body parts. Have fun using your puppet to say the rhyme or make up some adventures together. Where did the monkey end up when he slid down the elephant's trunk and flew through the air?



### Animal Movement

Play a fun game to develop listening and attention skills. Name an animal and give your child some time to process the information and think about how that animal moves. Say "Ready, steady.....move" and on the signal see if your child can move like the animal. Can you make the sound of the animal? Talk about what the animal looks like. Does it have fur, feathers or perhaps scales? Discuss words to describe size. Compare an elephant to a mouse or even a snail.